

HAILIANG

H A I L I A N G / C O R P O R A T E
R E P O R T 2 0 2 2

海亮集团

社会责任报告

2022

Contens



08
12
14
15

30
40
42
46
47

52
53
58

68
69
75
80

86
88
90



2022

" " " " "

2022

10

" "

" "

2022

" "

" "

2022

3

30

10

" "

" " " "

"

.....

2023

30

2023

" " " :

10%

" " "

"



2,073.70	,	3.54%
22.22		
16.52		
16.58		
675.37	,	1.15%
350.54	,	8.46%



2022	"	"
"	"	"
2022		
2073.70		3.54%
"		"

2022	500	459
" " AAA	" "	" "
"	"	"
" 2021	"	"
"	"	"
2022		
2022		

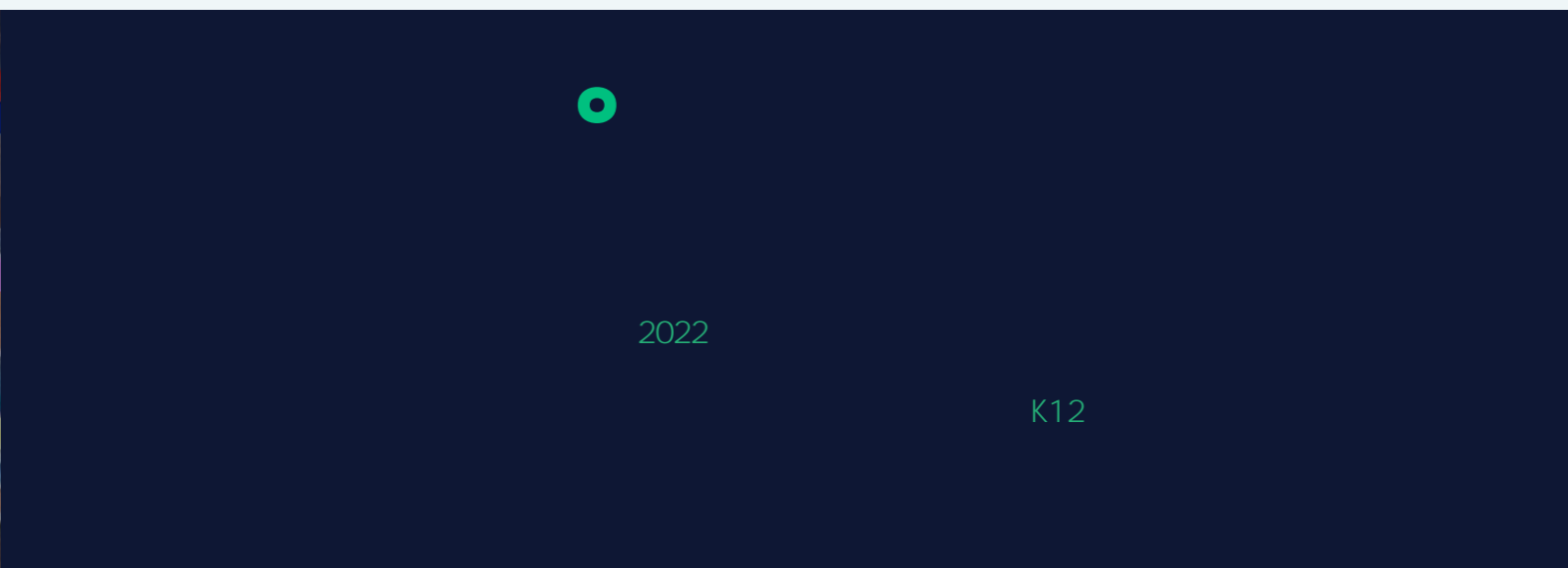
ESG			
"	"	"	"
2022	2022	500	500 132
2022		500	55
2022		500	
2022	218		
2022		500	
	2022		500

"	"
2022	
2022	
2022	100 5
2022	
" 2022	"
2022	

2022
" "
" "
" "
" "
" "

2022 4 500 ESG 40

6



2022

18 19 42 78
152

2022



32.79
24.3

2021

2022

K12



2021


K12

2022

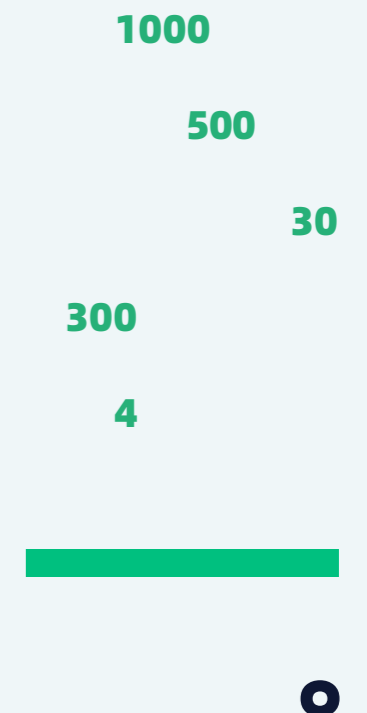
2022

2018 2021
96.7

85.77



2022





2022

2012

"

10

"

"

"

" 0"

" 10"

" 1"

" 1"

2011

—12

100

300


" —

" 1"

"

" 0"

logo



2022			
2022	738.65	16.67%	86.98
	4.30%	12.08	15.05
			9.13%
2022	73,865,328,753.92		
	16.67%		
2022	1,208,261,425.05		
	9.13%		
2022	1,121,768,197.50		
	46.73%		
2022	0.62	/	
	10.71%		
2022	33,485,799,877.97		
	4.32%		
2022	12,719,711,695.11		
	15.02%		

2022
14
224





“ ” “ ”

500	218
ESG	
	“ A ”
2020-2021	“ ”
	“ ” “ ”
“	2022”





2022 10 16 10

40
10 28 29

2000

" "

"

" "


" "

"

" "

" "

2022







2022

7

" 2022

" 2022



5000

2022

2022

3 **42**

1741 **33**
3 **13**
17

346

" " " "

2022

" "

“ ”

“ ”



2022

"

"

" "

" "

2022

"

"

"

"

"

" "

"

" "

2022

" + "

2022

" "



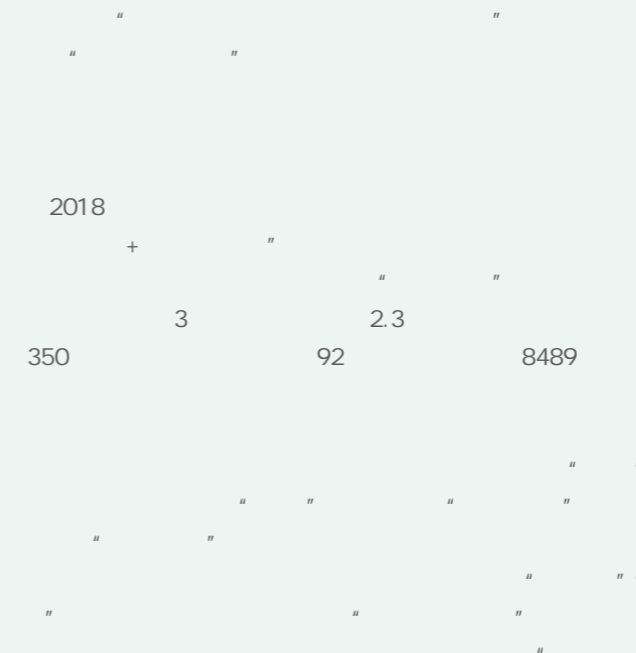
2022

“

”

“

”



2022 40

150

2022



" " 2021 " "

14 **2600** **200** 2022 12 ³ **13**



2018 " "

2022

6 **13**

2022 9 7 " " " " " "

2022 12 **11** **45**

" " 2013 10



2018

2020

10

1. 2020 9

2 17 20

3. 2022 8 100

4. 2022 16 2000 48 15

5. 2022 117 245



2022

74

13

500

8500

600



2020 9

70

2022

190

80

90%

100%



2019

2022

3



2022 8

11



1000

2013

500



2022
100,000



2022


12 2

2000

10







“ ” “ ” “ ” “ ” “ ” “ ”

“ ”

“ ”

500

2021

“ ”

2022

CT

2022

2022

“ + ”

“ ”

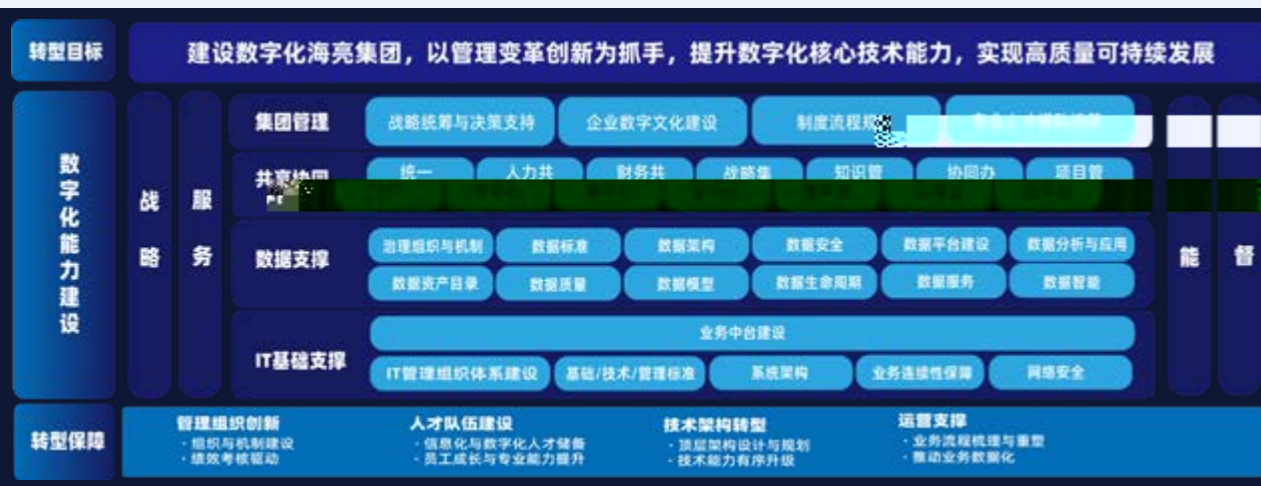
“ ”

2021 10

2022

CT

2022



88



2022

88

93

2022

2022

1500 88
139 1100 300+

“ ” + “ ”

3 10

90%



10% 30% 40%



" 1+2+N"

" "

"

"

;

2022

"

"

1



· 2 " 3 8 "

· " 1500 400

· " " " "

· " 50 20 200

· " " " "

· 15 " " 4 1 6 " "



· " " " "

· " " " "

2022 29

4.5

2023 2022 11

" + " 100

" "

2022 100

" +

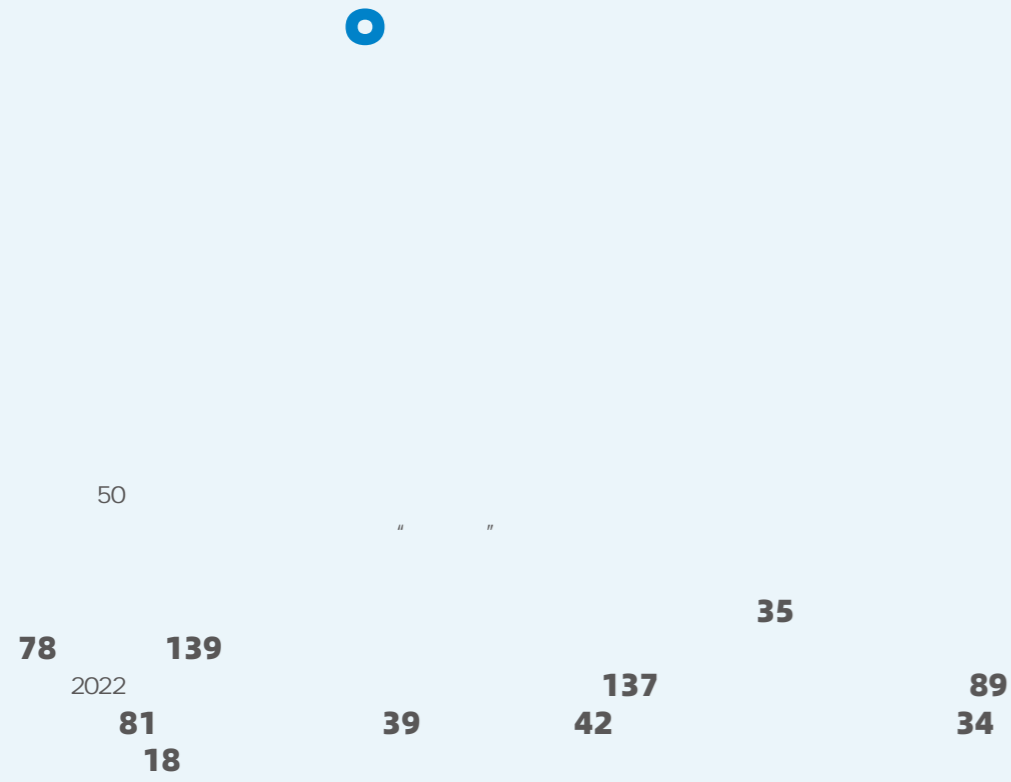
+ + + "

" " "

2022 32 4152 200 3

4 7

2022



2022



2022

17

IT

2022

2800

2 +

2022
3636

985&211

107

6

2022

" "

191

191 " " " 2022 "

89% 4 93% 30 30% 2 38% 90

•
•
• " "
•
• " "
•
• CCD
•
•





“

”



25351

2022

2929

50.01%

49.99%

92%

66

1030

6998

2931

433

83

1779

25.4%

2543

10%

25351

20054

62

2022

2022
100%
100% **100%**

2022

1591 **4.41**
· 1 **52** **4.93**
·
1591 **4.41**
· **830**

2022

· **4**
·
1.82 **102** **6.8** **65**

2022

2022
85 **16**
9

" "
4 **3.3** 2022
20









铸百年卓越游亮
创国际经典品牌